

naeyc 2005
Washington, DC

WELCOME to
Primary
A • R • T
I hope you will be inspired!



How to contact Mary Ann:
• Mary Ann F. Kohl
• PO Box 31338
• Bellingham, WA, 98228

• maryann@brighting.com
• www.brighting.com
• 360.474.8648

Please Note: Permission to photocopy or otherwise duplicate material from this presentation or handout must be obtained from MaryAnn Kohl, due to various legal and copyright restrictions.

© 2005 MaryAnn F. Kohl • Bright Ring Publishing, Inc. • PO Box 31338 • Bellingham, WA 98228

Why should **WE**
care about **ART**?
Let's look at a
few of the
many
thousands
of reasons.

MaryAnn F. Kohl Books
Books of art projects and activities for children of all ages and needs

Books by Bright Ring	Books by Gryphon House
Bright Ideas For Learning	Art Art
Great ART	Preschool ART
SCIENCE	GLORIOUS ART
Great Earth Art	Messy ART
MUDWORK	Math Arts
MUDWORK	Coloring
	Painting



sky



© 2005 MaryAnn F. Kohl • Bright Ring Publishing, Inc. • PO Box 31338 • Bellingham, WA 98228



fly



© 2005 MaryAnn F. Kohl • Bright Ring Publishing, Inc. • PO Box 31338 • Bellingham, WA 98228



homes



© 2005 MaryAnn F. Kohl • Bright Ring Publishing, Inc. • PO Box 31338 • Bellingham, WA 98228




designs

© 2015 Marjorie F. Kuhl • Bright Sky Publishing, Inc. • PO Box 1120 • Beltsville, MD 20740
www.brightsky.com • www.teacherspayteachers.com • 984236841



sculpture

© 2015 Marjorie F. Kuhl • Bright Sky Publishing, Inc. • PO Box 1120 • Beltsville, MD 20740
www.brightsky.com • www.teacherspayteachers.com • 984236841



snip
snip


© 2015 Marjorie F. Kuhl • Bright Sky Publishing, Inc. • PO Box 1120 • Beltsville, MD 20740
www.brightsky.com • www.teacherspayteachers.com • 984236841



friends

© 2015 Marjorie F. Kuhl • Bright Sky Publishing, Inc. • PO Box 1120 • Beltsville, MD 20740

the power of art



Marty 7

© 2015 Marjorie F. Kuhl • Bright Sky Publishing, Inc. • PO Box 1120 • Beltsville, MD 20740
www.brightsky.com • www.teacherspayteachers.com • 984236841

Primary Grades

K-3

The **GOLDEN Rule** of Art

**It's the Process
Not the Product**

explore • discover • experiment

© 2015 Marjorie F. Kuhl • Bright Sky Publishing, Inc. • PO Box 1120 • Beltsville, MD 20740
www.brightsky.com • www.teacherspayteachers.com • 984236841

ART that Primary age children tell

☆ is not for babies
me they need ~

☆ looks good

☆ is my own (unique)

☆ pleases (me)

When Selecting Art Value Process

The 3-Step EX-List

• 1. **EX**periment

• 2. **EX**perience

• 3. **EX**plore

Experiment Watercolor Dry & Wet

- ◆ Draw with water-based markers on plain water
- ◆ next try wet paper



- ◆ Paint with watercolor paint on dry paper
- ◆ next try wet paper



© 2003 Marilyn E. Auld • Bright Star Publishing, Inc. • P.O. Box 11120 • Indianapolis, IN 46218
www.brightstar.com • www.lightning.com • 800.531.8881

Experience Penciled Watercolor



- ◆ Draw on paper with pencil.
- ◆ Moisten paper.
- ◆ With watercolors, paint the penciled drawing.

www.brightstar.com • www.lightning.com • 800.531.8881

Explore Design Blend



- ★ Draw and cut out any shape.
- ★ Trace the shape on paper, overlapping the shape.
- ★ Fill in the shape with designs made with water-based markers. Change designs in the overlaps.
- ★ Blend the designs with a wet paintbrush.

© 2003 Marilyn E. Auld • Bright Star Publishing, Inc. • P.O. Box 11120 • Indianapolis, IN 46218
www.brightstar.com • www.lightning.com • 800.531.8881

Experiment Build It Blocks

- ◆ Build a village or town with wooden blocks on a paper or cardboard base.
- ◆ Add accessories such as toys, figures, and fallen branches and twigs for landscaping. Add sand for roads.
- ◆ Cut a hole in paper, and fold back the sides to make peep-a-boo openings.
- ◆ Place the peep-a-boo paper over pictures or drawings.



© 2003 Marilyn E. Auld • Bright Star Publishing, Inc. • P.O. Box 11120 • Indianapolis, IN 46218
www.brightstar.com • www.lightning.com • 800.531.8881

Experience **Knock, Knock**

- ◆ Design a paper building with windows and doors that open and close.
- ◆ Add characters, figures, objects, and drawings.



© 2005

Explore **Winter Village**

- Create a village in winter ... or any time of year ... from milk cartons for buildings and scraps to decorate.



© 2005 Marylou F. Kuhl • Bright Star Publishing, Inc. • P.O. Box 11100 • Beltsville, MD 20740
www.brightstar.com • www.inspiring.com • 800.475.8282

Experiment **Geo range**


- ◆ Arrange colorful geometric plastic or foam shapes in designs.



© 2005 Marylou F. Kuhl • Bright Star Publishing, Inc. • P.O. Box 11100 • Beltsville, MD 20740
www.brightstar.com • www.inspiring.com • 800.475.8282

Experience **Geo Art**

- ◆ Bright geometric shapes are assembled into a one-of-a-kind design.

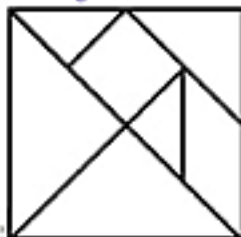


www.brightstar.com • www.inspiring.com • 800.475.8282

Explore **GeoGram**



- Work with traditional tangram shapes to create a puzzle, picture, or design.



© 2005 Marylou F. Kuhl • Bright Star Publishing, Inc. • P.O. Box 11100 • Beltsville, MD 20740
www.brightstar.com • www.inspiring.com • 800.475.8282

Experiment **Beginner Resist**

- ◆ Draw hard and bright with crayons.
- ◆ Paint over crayon with thinned tempera or watercolor paint.



© 2005 Marylou F. Kuhl • Bright Star Publishing, Inc. • P.O. Box 11100 • Beltsville, MD 20740
www.brightstar.com • www.inspiring.com • 800.475.8282

Experience Lovely Leaf Resist

- ◆ Trace leaves (any shapes) on drawing paper, overlapping shapes.
- ◆ Add details within shapes with crayons.
- ◆ Trace over selected pencil lines with black crayon.
- ◆ Wash over with watercolor paint.



© 2005 Marjorie E. Kelly High Hop Publishing, Inc. • P.O. Box 11200 • Beltsville, MD 20740
www.hopublishing.com • www.hopart.com • 800-475-8844

Explore Oil Pastel Resist

- Draw with oil pastels on paper, and wash over with thinned tempera paint.



© 2005 Marjorie E. Kelly High Hop Publishing, Inc. • P.O. Box 11200 • Beltsville, MD 20740
www.hopublishing.com • www.hopart.com • 800-475-8844

Experiment Foil Squunch

- ◆ Squeeze aluminum foil into balls and snakes.

Experience Lovely Leaf Resist

- ◆ Squeeze foil into long snake snakes, which can be bent and joined together.



© 2005 Marjorie E. Kelly High Hop Publishing, Inc. • P.O. Box 11200 • Beltsville, MD 20740
www.hopublishing.com • www.hopart.com • 800-475-8844

Explore Foil Figure

- Squeeze foil into planned shapes, and wrap with masking tape. Decorate.



Explore



© 2005 Marjorie E. Kelly High Hop Publishing, Inc. • P.O. Box 11200 • Beltsville, MD 20740
www.hopublishing.com • www.hopart.com • 800-475-8844

Explore



© 2005 Marjorie E. Kelly High Hop Publishing, Inc. • P.O. Box 11200 • Beltsville, MD 20740
www.hopublishing.com • www.hopart.com • 800-475-8844

Experiment Fingerpainting

- ◆ Fingerpaint.

Experience Gel Comb Painting

- ◆ Mix paint with hair gel. Cover paper. Drag and draw designs through paint with handmade "combs" and rakes.



Explore RAD (action design)

RAD (action design)



g Publishing, Inc.

Explore **Tempera Chalk Drawing**

● Mix art mediums. Dip colored chalk into white tempera paint, and draw on colored paper.



● Draw with chalk dipped in water.

◆ Draw with wet chalk. Add paint designs.

© 2003 Scholastic Teaching Resources, Inc. • P.O. Box 1120 • Philadelphia, PA 19106
www.scholastic.com/resources

Explore **Series Cartooning**

● Create an original comic strip in 3 or more sections.



● Draw a picture or pictures on paper that tell a story.

◆ Doodlectable: Start from one small shape, and doodle around it, filling the page.

www.scholastic.com/resources

Explore **Foil Shimmer Mosaic**

● Coat foil with glue/food coloring mixture. Dry. Cut into mosaic pieces. Create a mosaic.



● Cut a picture into strips. Glue together.

◆ Puzzle mosaic: Cut a drawing into 5 pieces. Reassemble with spaces between.

© 2003 Scholastic Teaching Resources, Inc. • P.O. Box 1120 • Philadelphia, PA 19106
www.scholastic.com/resources

Explore **Half n' Half Art**

● Draw the missing half of a magazine picture. (The results are amazing.)



● Cut magazine pictures and glue on paper.

◆ Create a "traced transfer" of a magazine picture.

© 2003 Scholastic Teaching Resources, Inc. • P.O. Box 1120 • Philadelphia, PA 19106
www.scholastic.com/resources

Explore **Be Wiggly & Squiggly**

● Create a drawing dissected by wiggly lines and changing colors.



● Draw a looping squiggle on paper. Color in the shapes.

◆ Be There & Square: Fold a paper into sections. Draw on it. Color in the sectioned drawing in different colors.

Experiment **Photocopy It**

● Photocopy an image. Experiment with reducing and enlarging

Experience **Photocopy Repeat**

◆ Repeat a copy of a portrait picture. Then decorate each one.

Explore **Posed Imitation**




Experiment **Clip and Glue**

- Clip and cut magazine pictures. Glue on paper.

Experience **Clipped Inset Draw**

- ◆ Incorporate a magazine clipping into the essential elements of a drawing.



Explore **Master of Parody**

- A parody imitates a great work of art, often in a humorous way. Example: Mona Lisa The Football Player is below.



- Draw with markers on foil or clear plastic.
- ◆ Mini Master: Create a tiny work of art on a blank slide. Decorate the frame too.

Explore **Great Art & Me**

- Incorporate a photo of oneself into a great work of art.

- Cut a smiling face from a magazine. Draw the rest of the picture.

- ◆ Combine tissue paper and a magazine picture to make a mixed media still life.



Explore **Surreal Clipping**

- Reduce and enlarge magazine pictures, and blend into a surreal drawing composition.

