

MaryAnn Faubion Kohl  
PO Box 31338  
Bellingham, WA 98228

[maryann@brightring.com](mailto:maryann@brightring.com)

[www.brightring.com](http://www.brightring.com)

360.592.9201

360.592.4503 fax

800.480.4278



Permission is Required to Photocopy or in  
Any Way Distribute Slides, Images, or  
Wording From This Presentation.


Copyright Protected.

COPYRIGHT © 2008 MaryAnn Kohl

Contact MaryAnn Kohl for PERMISSION.

Thank You.

# Collage 101



"Paint on" tissue scraps  
with liquid starch or thinned Elmer's glue



# Assemblage or Collage



**"materials on hand"**  
paper plate with yarn  
and paper scraps



**"materials on hand"**  
doily with beads  
and confetti

# Collage at Work





# Scrap Saver Art



3-D Stand Up Scraps




Abstract Scraps

***Save Those Scraps!***



Theme Scraps

# Collages



Magazine Collé



Theme  
Collage



Favorites Collage



# Torn Paper Design



**pictorial  
and  
realistic**

**semi-pictorial**


**random**



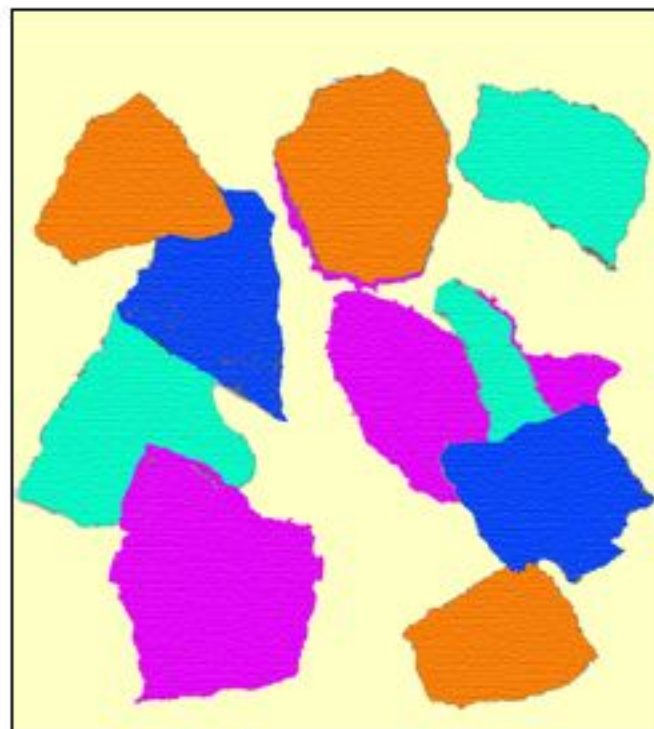
more torn paper







**Donohue**  
picture book illustrator



**Arp**  
Dadaist

# Collage "cut and paste" Pictures



H Matisse



EJ Keats



## more collage pictures





# Bright Ideas Bookshelf

# Art Resource Books by MaryAnn F. Kohl

## GREAT AMERICAN ARTISTS FOR KIDS Hands-On Art Experiences in the Styles of Great American Masters

MaryAnn Kohl & Kim Solga  
ISBN 9780935607000

75+ age-oriented art ideas focus on the styles of great American masters from colonial times to the present. Full color artworks by masters and children! Young child art options included. Some are Cassatt, Wood, Warhol, Kahn, Hopper, Norman, Lin, Felt, Chihuly, Hofmann, Stuart, Johns.



\$18.95 • 144 pages  
Bright Ring • 2000  
Ages 4-12

## DISCOVERING GREAT ARTISTS Hands-On Art for Children in the Styles of the Great Masters

MaryAnn Kohl & Kim Solga  
ISBN 9780935607093

100+ easy art ideas focusing on the style of a great master from the past or present. More than 80 artists featured including Picasso, Monet, & O'Keeffe. Highly popular art book with numerous awards including Benjamin Franklin and Homeschooling.



\$18.95 • 144 pages  
Bright Ring • 1996  
Ages 3-12

## STORYBOOK ART Hands-On Art for Children in the Styles of 100 Great Picture Book Illustrators

MaryAnn Kohl & Jean Potter  
ISBN 9780935607031

100 easy literature based art ideas in the styles of favorite picture book illustrators. Preschool through elementary. Extensive indexes and info.



\$18.95 • 144 pages  
Bright Ring • 2003  
Ages 4-12

## MUDWORKS Creative Clay, Dough and Modeling Experiences

MaryAnn Kohl  
ISBN 9780935607024

100+ modeling and play-art ideas using clay dough, mud, paper-mâché, plaster of Paris, and other mixtures from household supplies. Award Winning Best Seller. An arts and crafts classic! Vocast Best of the Best.



\$18.95 • 152 pages  
Bright Ring • 1989  
All Ages

## SCRIBBLE ART Independent Creative Art Experiences for Children

MaryAnn Kohl  
ISBN 9780935607055

200+ process art ideas that applaud exploring in an independent, non-competitive, open-ended setting. Only basic art materials and kitchen supplies needed. (Originally published as Scribble Cookin') Scribble Art is the primer of all Kohl's art books.



\$18.95 • 144 pages  
Bright Ring • 1994 (1990)  
All Ages

## MUDWORKS – Bilingüe / Bilingual Experiencias creativas con arcilla, masa, y modelado Creative Clay, Dough, and Modeling Experiences

MaryAnn Kohl  
ISBN 9780935607178

50+ of the best projects from the original edition of Mudworks, translated into both Spanish and English on facing pages, for children and adults of all ages.



\$14.95 • 160 pages  
Bright Ring • 2002 Bilingual  
Edición • Edición bilingüe

## SCIENCE ARTS Discovering Science Through Art Experiences

MaryAnn Kohl & Jean Potter  
ISBN 9780935607048

200+ art experiences explore basic science concepts. Amazing non-art projects inspire even the most reluctant artist into exploration, discovery, and creativity. Projects worthy of repeating over and over.



\$18.95 • 144 pages  
Bright Ring • 1993  
Ages 3-10

## GOOD EARTH ART Environmental Art for Kids

MaryAnn Kohl & Cindy Gainer  
ISBN 9780935607017

200+ art explorations using common materials collected from nature or recycled from throw-aways. Filled with easy ideas for appreciating the earth through art.




\$18.95 • 224 pages  
Bright Ring • 1991  
Ages 4-10

## Process, Not Product Art Series

## FIRST ART Art Experiences for Toddlers & Two's

MaryAnn Kohl  
ISBN 9780876592229

75+ art experiences are specifically designed for the little guys, including tips for success. Filled with art exploration especially for toddlers and two year olds. 1st book in the Process, Not Product art series.



\$14.95 • 160 pages  
Gryphon House • 2002  
Ages 1-5

## PRESCHOOL ART It's the Process, Not the Product

MaryAnn Kohl  
ISBN 9780876591840

Over 250 process-oriented art projects designed for children 3-6, but enjoyed by kids of all ages. Uses materials found commonly at home or school. Organized by months, seasons, and art techniques. 2nd book in the Process, Not Product art series.



\$24.95 • 260 pages  
Gryphon House 1994  
Ages 3-6+

## PRIMARY ART It's the Process, Not the Product

MaryAnn Kohl  
ISBN 9780876592830

100+ amazing creative art projects have results to delight and teach elementary aged children. Each activity has three parts: basic, experienced, and challenging. Promote the process of art exploration, and appreciate the individualized result. 3rd book in the Process, Not Product art series.



\$19.95 • 190 pages  
Gryphon House • 2005  
Ages 5-10

## GLOBAL ART Activities, Projects, and Inventions from Around the World

MaryAnn Kohl & Jean Potter  
ISBN 9780876591901

125+ easy-to-do art projects exploring collage, painting, drawing, construction, and sculpture while introducing kids to cultures and people worldwide. Activities need only basic art materials and common kitchen supplies.



\$14.95 • 190 pages  
Gryphon House • 1998  
All Ages

## The BIG MESSY ART Book \*But Easy to Clean Up

MaryAnn Kohl  
ISBN 9780876592069

100+ adventurous activities beyond the ordinary for exploration of art on a grander more expressive scale. Hundreds of bonus variations included!



\$14.95 • 144 pages  
Gryphon House • 2000  
Ages 4-12

## COOKING ART

MaryAnn Kohl & Jean Potter  
ISBN 9780876591840

150+ artistic, edible recipes for experiencing the joy of food design. Food is designed, prepared and eaten as part of meals, snacks, parties (some for pets and outdoor friends too). Most of the recipes require no cooking or baking.



\$19.95 • 160 pages  
Gryphon House • 1997  
Ages 3-10

## MATH ARTS Exploring Math through Art for 3-6 Year Olds

MaryAnn Kohl & Cindy Gainer  
ISBN 9780876591772

200+ innovative activities to introduce preschoolers through second graders to early math concepts through art projects. Essential math skills without pain!



\$24.95 • 260 pages  
Gryphon House • 1996  
Ages 3-6+

## MAKING MAKE-BELIEVE Fun Props, Costumes, & Creative Play Ideas

MaryAnn Kohl  
ISBN 9780876591987

125+ ideas for pretend and make-believe through creative art experiences centered in storybook play, games, cooking, mini-plays, dress-up and make-up, imagination spaces, puppets, and more enrich children's playtime.



\$16.95 • 190 pages  
Gryphon House • 1999  
Ages 1-8



## PRESCHOOL ART Mini-SERIES

5 books of art fun for preschool kids & older, each book a chapter from the award winning single volume, Preschool Art. 64 pages each • 2001 • \$9.95

- CLAY & DOUGH
- CRAFT & CONSTRUCTION
- PAINTING
- DRAWING
- COLLAGE & PAPER

- ISBN 9780876592502
- ISBN 9780876592519
- ISBN 9780876592243
- ISBN 9780876592236
- ISBN 9780876592526



# Surprise Scrap Drawing



The child artist or an adult prepares the scraps or others to incorporate into a drawing.

1. Stick on a scrap of paper ahead of time.
2. Choose a paper with a scrap glued in place.
3. Incorporate the scrap into a full drawing.

Other options?

# combining techniques

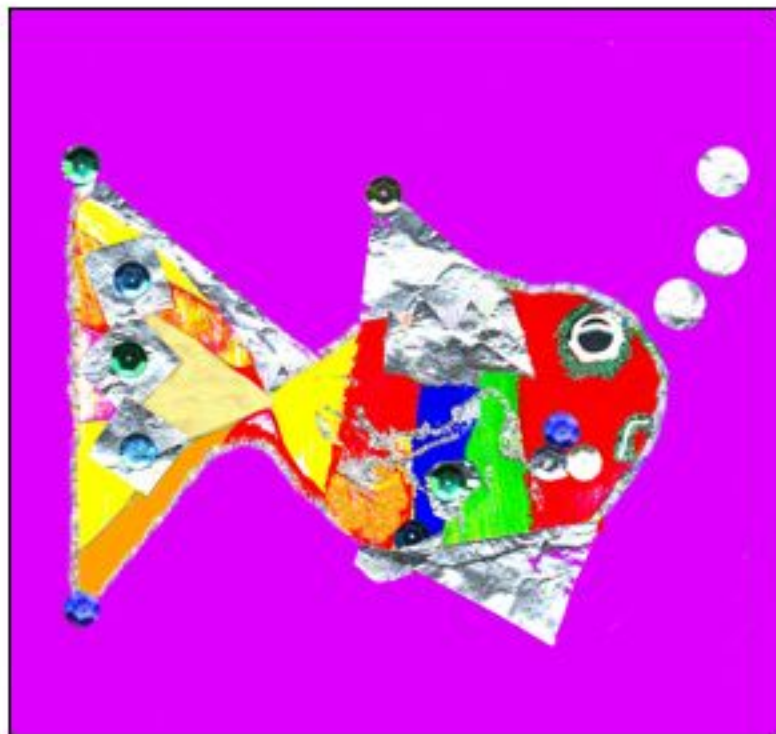
## cut-outs and paint





# cut-and-paste with emphasis

paint and foil



# scrap collage

with intention of design






# suncatchers

wax paper with art tissue  
painted on with  
liquid starch

contact plastic with art tissue scraps



## college students making their first suncatchers





# String Drop Rubbing



- Place yarn or heavy string in designs on the table.
- Cover the design with plain paper.
- Rub the design with a peeled crayon held on its side.
- Change colors as desired.


**For Fun:** Make a party tablecloth with surprise shapes underneath

## Variation

Use cut paper shapes instead of yarn and make a rubbing.

# Pattern Rubbings

Create patterns with cut-out shapes. Then make rubbings. Explore the use of "scribble cookies" for rainbow colors.



planned

semi-planned

unplanned



















color

draw



# Stages of Children's Art

by Rhoda Kellogg, "The Psychology of Children's Art"

			<u>Scribbles and Scribbling</u> age 2 - 3
			<u>Outline</u> age 3 - 4
			<u>Design</u> age 3 - 5
			<u>Mandalas, Suns, Radials</u> age 3 - 5
			<u>People, People, People</u> age 4 - 5
			<u>Almost Pictures</u> age 4 - 6



# Art or Craft

- Art has no planned product
- Art is open-ended
- Art has no adult sample to copy
- Art can be spontaneous

- Craft has a planned product
- Craft is closed.
- Craft follows an adult sample
- Craft follows definite steps



"One nice thing about drawing is that you don't have to teach anything.

When done consistently and without adult interference,  
the child is provided the strongest possible art experience :

- it is not meaningless
- it is not practicing for real drawing
- it is not a waste of paper"

*Sally Warner, "Encouraging the Artist in Your Child"*

## Drawings, age 3 - 5




Mommy Dancing  
4 1/2



Little People, Big Ears 5



Cat 4  
1/2





Me and My  
Friend  
5 1/2



Mickey Mouse 3 1/2




# Drawings with Stories, age 4 - 6



## ART based on imagination



Airplane  
age 6 1/2



Computer  
age 6



## ART based on realism



Whale and Ice bergs  
age 8



Toothbrush and Mug  
age 7

## Warming Tray • Melted Crayon





# Melted Crayon on Paper Plates

paper plates are easy to hold on the heated warming tray




using melted crayon with intention





## melting crayon on warming trays





**Rainbow Fish**  
watercolor crayon resist



**Rainbow Fish**  
collage



# Fabric Crayon Iron-On Transfers



- Draw on regular white paper with Crayola™ fabric crayons.
- Place the drawing color side down on the fabric.
- Press firmly with a fairly hot iron to transfer the color to the fabric.
- Color will wash and dry well.

*Read the directions on the box of crayons for specifics.*

# ART Preserves Human Identity

## THE ADULT WILL ~~

- honor the individual
- foster self-esteem

## THE CHILD WILL ~~

- better understand oneself
- use senses and mind joyfully and confidently

## DEVELOPMENTAL NEEDS MET THROUGH ART

- ☆ perceptual
- ☆ emotional
- ☆ artistic
- ☆ creative





# Fabric Transfers

quilts and pillows



## drawing expressions



mad



sad



scared



sneaky



nervous



surprised

## drawing to tell a story





## drawing to express



drawing to invent, imagine, design, explain






drawing to actuate





## drawing to detail






## drawing with self-made patterns




drawing on unusual shapes and materials





## drawing incorporating unusual materials




clay



foil

fabric




yarn



# unusual challenges

## Cut Aparts






# A little philosophy with **BIG** results



Children at Maberry Strawberry Farm enjoying art outdoors


## Words to teach by:

- Fun
- Respect
- Creative
- Discovery
- Encourage
- Exploration
- Trial and Error
- Structured *mess*
- **Process, not Product**



# A Child's Painting

- I am a child's painting.
- I am the creation of a child absorbed in discovery.
- I am not always planned, realistic, or expected.
- I was blank paper, but with time to explore, I am more.
- I am not a finished masterpiece, or am I?
- The child may forget me, but I helped the child grow.





## children & painting



# free painting BEST Painting Activity

easel - table - floor - wall - grass






# Toy Printing and Painting

Drive toys through paint and then drive them on paper for prints of tires.



## Fingerpaint Mono-Print



- ❖ Spread paint on a cookie sheet. Add more than one color if you like.
- ❖ Fingerpaint in the paint with fingers, hands, or tools.
- ❖ Press a paper over the design.
- ❖ Lift the paper from the design to see the print made.
- ❖ Fingerpaint a new design in the paint. Sometimes a little starch or water will be needed if the paint starts to dry out.
- ❖ Make more prints.




# 4 Prints

1. yarn  
on wood block

2. sponge shapes

3. fingerprint bugs

4. cardboard shape  
on  
wood block



# More Prints

cardboard  
shapes on  
wood block

styrofoam tray  
shapes on  
yogurt sticks


yarn on  
toilet  
paper tube

wood block:  
print, slide, and  
twist





# Dip and Dye



## Two Techniques:

- Dip coffee filter directly into dye cups
- Paint with cotton swab, paintbrush, or eye-dropper

# Straw-Blow Painting

Place a small puddle of paint on the paper,  
and then blow the puddle with a straw.  
Keep flat, or tilt to increase trails of running drops.





# Watercolor Paint Salt Design

kids rate this a FAVORITE favorite



Draw with glue.  
Dip glue into table salt.



Paint with watercolors or  
food coloring on salt design.

## Quotes that Ring True

Every time we teach a child something, we keep him from inventing it himself.

- Jean Piaget

My observation of children shows the child who has frequent opportunity to draw without adult interference learns faster...

-Rhoda Kellogg, "Analyzing Children's Art"

When my daughter was about seven years old, she asked me one day what I did at work. I told her I worked at the college - that my job was to teach people how to draw. She stared back at me, incredulous, and said, "You mean they forget?"

- Howard Ikemoto, artist/art teacher (1937-)

Every child is an artist. The problem is how to remain an artist once we grow up...It took me 4 years to paint like Raphael, but a lifetime to paint like a child.

- Pablo Picasso, artist (1881-1973)

Creativity is allowing yourself to make mistakes. Art is knowing which ones to keep.

- Scott Adams, cartoonist (1957)

The creation of a thousand forests is in one acorn.

-Ralph Waldo Emerson, author/poet/philosopher (1803-1882)

So you see, imagination needs noodling - long, inefficient, happy idling, dawdling and puttering.

- Brenda Ueland, artist/writer (1891-1986)

There is no must in art because art is free.

- Wassily Kandinsky, artist (1866-1944)

I don't paint things. I only paint the difference between things.

- Henri Matisse, artist (1869-1954)

Creativity often consists of merely turning up what is already there. Did you know that right and left shoes were thought up only a little more than a century ago?

- Bernice Fitz-Gibbon,  
Macy's advertising executive, (1895-1992)

What art offers is space - a certain breathing room for the spirit.

- John Updike, novelist/writer (1932)

I found I could say things with color and shapes that I couldn't say any other way - things I had no words for.

- Georgia O'Keeffe, artist (1887-1986)

You can have no recipe with art. If you follow a recipe, you're negating the creative act.

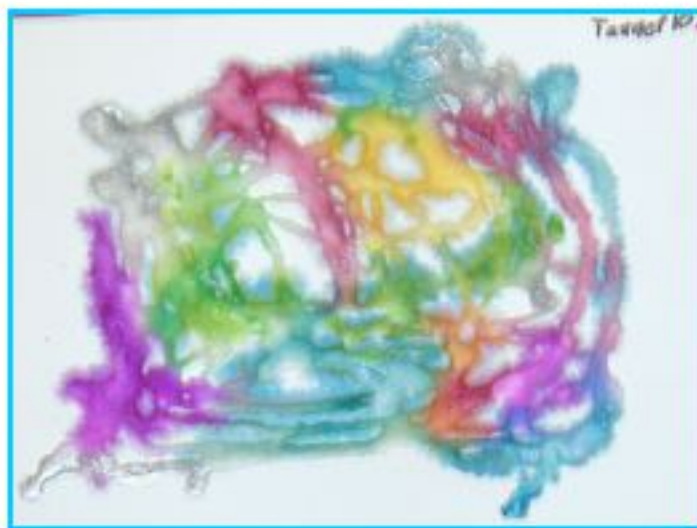
- Denise Browne Hare, art author

You've got to keep the child alive; you can't create without it.

-Joni Mitchell, singer/songwriter (1943)



## watercolor salt



# watercolor design

traced shapes with black pen





# watercolor

with black crayon or pen



# unusual challenges

location & position

Michelangelo







# Painting or Resist with masking tape or contact paper



# *Fingerpainting*



**be  
creative**

...

**think  
of  
new  
ways**

**monoprint**

**with tools**

**stencil**

**add to paint**



# Eric Carle Style




# Paper Plate Weaving Ideas

fabric strips through  
punched holes

fabric strips  
through slits of  
paper plate


punched holes  
around edge, with  
yarn and added  
colored pen  
design

yarn through  
punched holes  
only







# Matte Weave – 3 ideas



Cut slits in side of  
matte, and wrap yarn from  
slit to slit.  
Color in if desired.



Number the slits  
from one to ten or  
so, and connect  
matching numbers.



Try to wrap the  
yarn through the  
slits in a  
pattern, like a  
sunburst or star.

# Punch Card Sewing



punch around edges, sew with yarn, color in spaces



punch round edges, sew with yarn



punch around edges, sew with yarn, decorate with marking pens



# Guidelines for Adult Interaction with Kids

## ✂ Be Involved

- be interested
- help child feel comfortable

## ✂ Keep Hands Off

- help the child please himself
- the child is the sole owner of his creations
- ask permission to display or alter child's artworks

## ✂ Offer Help

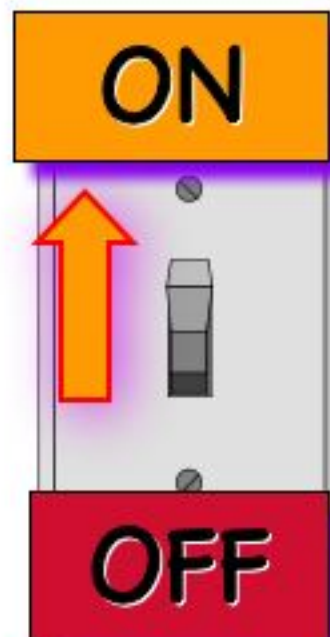
- if the child loses control
- in the care of finished works

## ✂ Avoid making models or samples

- adult standards should not be imposed on children
- avoid patterns, coloring books, or duplicated worksheets

## ✂ Help Parents Understand


- explain "process, not product" art and how it meets developmental needs, educational goals, and is not just something to bring home



# Grocery Tray Sewing

**poke holes with scissors, then  
sew yarn through holes**

**sew with plastic needle  
threaded with yarn, in and out**





# Nail Board Weaving




- Hammer nails into a board in any pattern. Leave the heads of the nails standing above the board at least a half inch.
- Wrap yarn in a design around nail heads.
- Add other collage items such as feathers, paper, straws, buttons.

*This collage can be taken apart and the board with nails used again.*

**PS Rubber bands work too !**

# Clay Relief: drawing with play clay

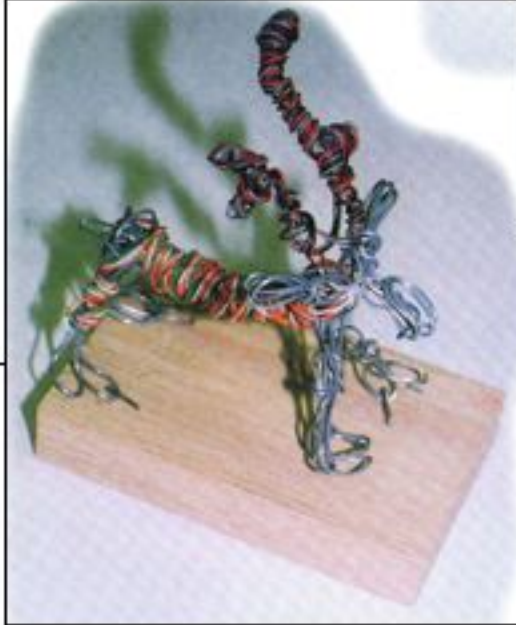

in the style of picture book illustrator,  
Barbara Reid, *Have You Seen Birds*



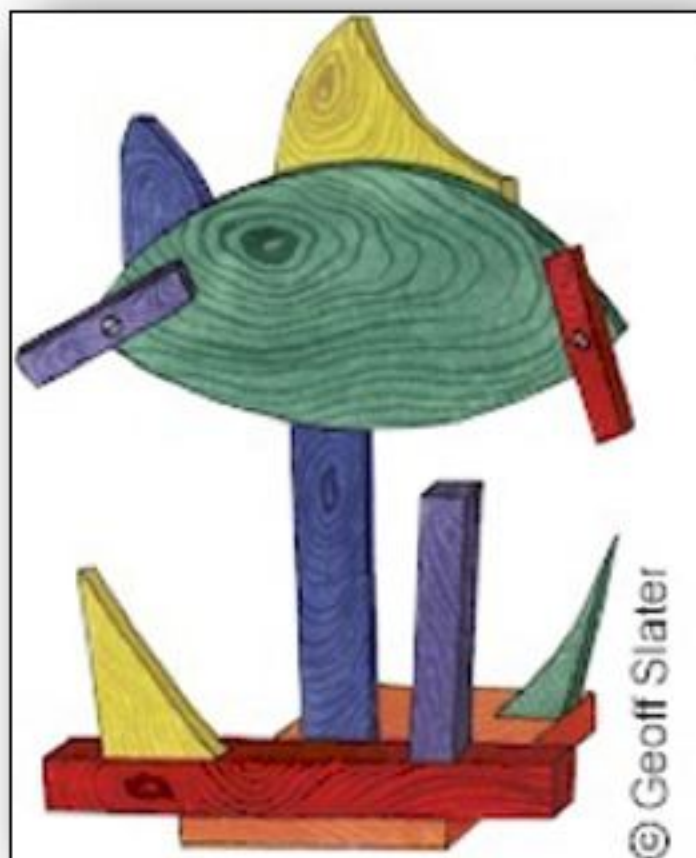


# wire sculpture

## Paul Klee style




# Wood Scrap Sculpture





# Straws Sculpture



# Story Scenes





## The Lonely Doll Dare Wright

### Portraiture ■■■■■■■■■■

Dare Wright created books about her actual childhood doll, Edith, and her friends, including *The Lonely Doll* and *Edith and Mr. Bear*.



Imitate Dare Wright's style of posing toy characters in **scenes that tell a story**.


Take pictures of each scene. Display the photos on a storyboard and retell the story to family and friends.

Say, "Tell me about your drawing."

instead of ... "Is that a horse?"

Say, "I see you've used bright red."

instead of... "I've never seen a red horse."



Ask me  
what  
I like  
about  
my  
work.



# The adult's role in nurturing creativity

*Be sensitive and understanding.*

*Help the child know that ....*

- she is free to make choices and experiment.
- independent thought and spontaneous action are appreciated.
- imagination is wonderful.

